

Easy to flow through the power of automation

When conducting multi-color immunophenotypic analysis using flow cytometry, one of the essential processes is to prepare multiple panels of antibody staining cocktails with multiple antibodies. Some of the antibody cocktails may not be stable and require fresh preparation on a daily basis. With so many reagents and pipetting steps, manual preparation is prone to human error. Mistakes such as pipetting the antibodies to the cocktails are usually not detected until the analysis of results from the flow cytometer. If this occurs, it may require repeating the whole staining process for the entire batch of samples.

Beckman Coulter's innovation and years of experience in both automation and cellular analysis allow us to provide an automated antibody cocktail preparation workstation that will streamline multi-color flow cytometry analysis and help to avoid those costly human errors.

Antibody Cocktail Preparation Workstation – Powered by Biomek

- Automatically combine antibodies/dyes from individual vials to a single tube
 - Keep track of antibody stock volumes and reagent use
 - Avoid expensive mistakes from manual processing
- Temperature control, light and evaporation protections for antibodies
 - Avoid factors that potentially affect antibody stability
- Multiple output options
 - Sample tubes
 - Tube rack
 - Multi-tube carousel loaders (MCLs) for Beckman Coulter's flow cytometers
 - 96-well deep well plate
 - Bulk: 4 mL amber or 5 mL dark color IOtest vials
- Routine pipetting performance characterization with an optional on-deck balance
 - To ensure the system's pipetting performance meets lab requirements
- Intuitive software interface with easy-to-use features
 - Define and manage antibodies, cocktails and panels
 - Print and export reports on samples, panels and reagents
 - Interfaces for routine Biomek maintenance procedures



Biomek Antibody Cocktail Preparation Workstation

*With Biomek NX^P Span-8 with gripper
laboratory automation workstation*

Capacity:

Antibody vials

56 dark-color IOTest reagent vials

24 dark-color CYTO-STAT reagent vials

12 antibody vials from other vendors

Output Options:

Choose one of the following configurations:

- 12x75 mm sample tubes in a rack
- 12x75 mm sample tubes in two 32-position multi-tube carousel loaders for Beckman Coulter's flow cytometers
- Deep well plates
- Dark color 5 mL IOTest reagent vials
- Amber 4 mL reagent vials

System Specifications for the base Biomek NX^P

Item	Description
Power Requirements	100-240 VAC, 50-60Hz
Dimensions Base Unit	91.44 cm (L) x 78.74 cm (W) x 111.76 cm (H) 36 in. (L) x 31 in. (W) x 44 in. (H)
Weight	86.2 kg (190 lbs.)
Ambient Operating Temperature	5° – 30 °C (41° – 86 °F)

Note: Beckman Coulter can provide further customization of antibody holders specific to your antibody vials.

Contact your sales representative to configure a system that meets your needs.

If you're interested in finding out how you can automate your cocktail preparation, please visit us at www.beckmancoulter.com/autococktail

For Laboratory Use Only; not for use in diagnostic procedures.
Beckman Coulter, the stylized logo, Biomek, IOTest and CYTO-STAT are registered trademarks of Beckman Coulter, Inc.

* Biomek Antibody Cocktail Preparation Workstation is in development.

Australia, Gladesville (61) 2 9844-6000 Austria, Vienna (43) 1 291 01 241 Canada, Mississauga (1) 905 819 1234
China, Shanghai (86) 21 3865 1000 Croatia, Zagreb (38) 51 489 9003 Czech Republic, Prague (420) 272 01 73 32
Eastern Europe, Middle East, North Africa, South West Asia: Switzerland, Nyon (41) 22 365 3707 France, Villepinte (33) 1 49 90 90 00
Germany, Krefeld (49) 2151 33 35 Hong Kong (852) 2814 7431 India, Mumbai (91) 22 3080 5000 Italy, Cassina de' Pecchi, Milan (39) 02 953921
Japan, Tokyo (81) 3 5530 8500 Korea, Seoul (82) 2 404 2146 Latin America (1) (305) 380 4709 Malaysia, Kuala Lumpur (60) 3 5621 4793
Mexico, Mexico City (001) 52 55 9183 2800 Netherlands, Woerden (31) 348 462462 Poland, Warszawa (48) 22 366 0180 Puerto Rico (787) 747 3335
Singapore (65) 6339 3633 South Africa/Sub-Saharan Africa, Johannesburg (27) 11 564 3203 Spain, Madrid (34) 91 3836080
Sweden, Bromma (46) 8 564 85 900 Switzerland, Nyon (41) 0800 850 810 Taiwan, Taipei (886) 2 2730 2500 Turkey, Istanbul (90) 216 570 17 17
UK, High Wycombe (44) 01494 441181 USA, Brea, CA (1) 800 742 2345

Expedite and simplify your multi-color flow cytometry analysis preparation

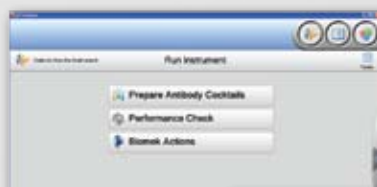
Biomek Antibody Cocktail Preparation Workstation*

Genomics
Cell Analysis
Particle Characterization
Capillary Electrophoresis
Lab Automation
Centrifugation
Bioseparation
Lab Tools

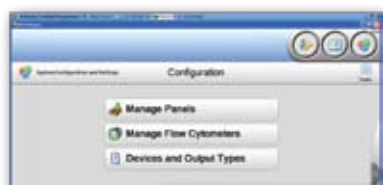


Expedite and simplify multi-color flow cytometry analysis preparation

User-friendly Software



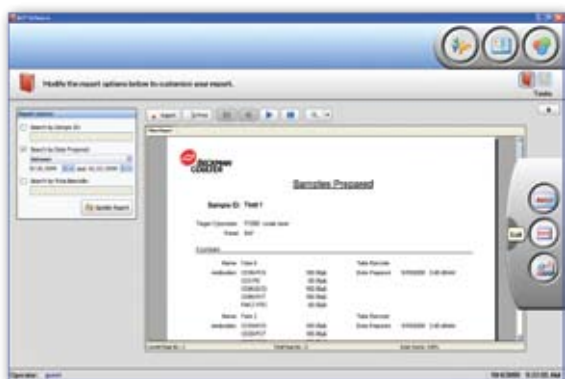
Simplified daily operation.



Define and manage your antibody panels with ease.



Control access through user account management.



Simplify data management with multiple report options and formats.



Sample ID Tracking



On-deck MCLs with Fly-By Bar Code Reader for cocktails prepared in individual sample tubes



Example Deck Layout

- A. Rack for IOTest reagent vials
- B. Optional on-deck balance for gravimetric pipetting performance check
- C. Rack for antibody vials from other vendors
- D. Rack for CYTO-STAT reagent vials.
- E. Multitube carousel loaders for Beckman Coulter's flow cytometers
- F. Tubes connect thermal exchange units (TEU) to a refrigerated circulating bath (sold separately).

The Biomek Antibody Cocktail Preparation Workstation accommodates IOTest and CYTO-STAT reagent vials from Beckman Coulter, as well as antibody vials from other vendors (available upon request).



Rack for 56 IOTest reagent vials with covers on top of a TEU. (Covers of the first 7 rows were removed to show the tilted vials.)



Rack for 24 CYTO-STAT reagent vials with a cover on top of a TEU.



Rack for 12 antibody vials from other vendors with covers on top of a TEU.

Antibody vial racks

- With temperature control by TEUs
 - To cool antibody vials
- Vials with flat bottoms (e.g. IOTest vials) are tilted
 - To minimize residual dead volumes in the vials
- Light and evaporation protection

Output Options



Sample tubes in MCLs

Up to 64 of the 12 x 75mm sample tubes in two 32-position multi-tube carousel loaders (MCLs)

Sample tubes in a rack

Up to 96 of the 12 x 75 mm sample tubes in a rack



Microtiter plates

Up to three deep well plates

Bulk premixed cocktails

Up to 72 dark-color 5 mL IOTest reagent vials in three 24-position racks

or

Up to 72 amber 4 mL vials in three 24-position racks

